




0161 7244399 

buryplastics.com 

accounts@buryplastics.com 

**Unit 8 Dale Street, Ind Est,
Radcliffe, Bury, M26 1AD** 



WELCOME

Welcome to our exclusive range of composite doors. We supply a range of composite doors, which are all designed and manufactured on site at our premises. All of our Traditional and Contemporary door styles are bespoke and have been hand crafted to offer our customers the highest quality of composite door.

Our doors offer a wide variety of features and benefits, from our hard-wearing GRP outer skin to our unrivalled security and high thermal performance. Giving your home the warmth and security it needs. This makes our doors virtually maintenance free with no painting or ongoing upkeep required. You may occasionally however, want to wipe the door with a damp cloth to quickly clean.

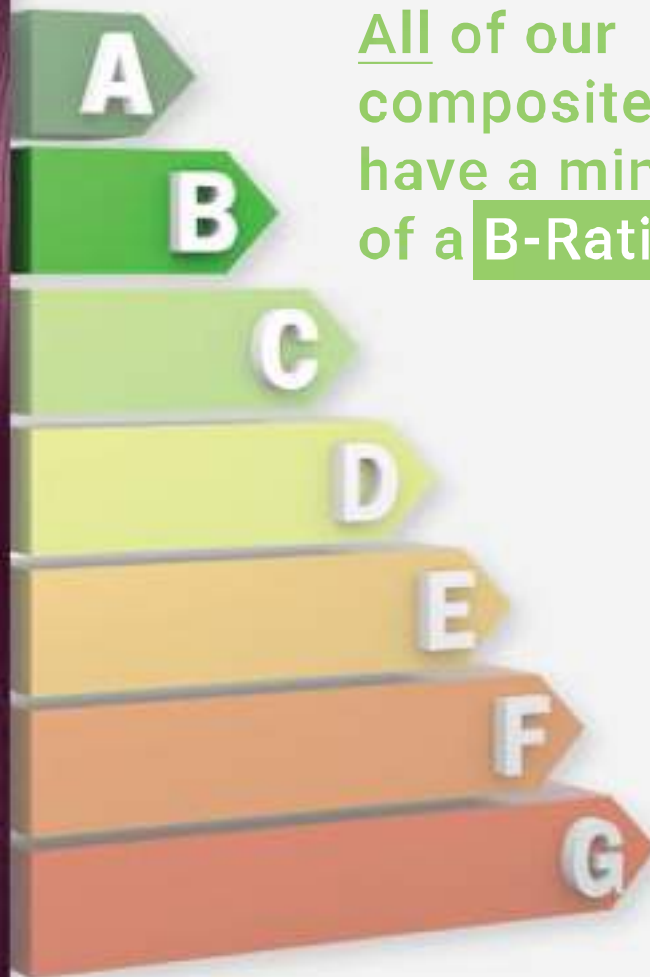


Thermal Performance

Our composite doors are much more thermally efficient than traditional timber or PVC doors

A composite door offers outstanding thermal performance as it's developed using PVCu, timber, insulating foam and GRP (glass reinforced plastic). The combining of these materials makes it far more thermally efficient than your normal entrance door. Composite doors are exceptionally good at stopping cold air from the outside getting indoors and this will make you less dependent on your heating system.

The overall thermal efficiency of a composite door can be influenced by the choice of glazing for the design. Current legislation stipulates that all new doors sold and fitted in England & Wales must have a "U" value not exceeding 1.8W/m²K.



All of our composite doors have a minimum of a **B-Rating**

Traditional door styles



JAMAICA
Page 09



MADEIRA
Page 12



HAWAII
Page 12



DOMINICA
Page 13



KITTS
Page 13



MARGARITA 3
Page 14



MARGARITA 1
Page 14



LUCIA
Page 16



STABLE DOORS

LUCIA
Page 37

TORTOLA TIMOR
Page 37

LUCIA 4 GRID
Page 37

TORTOLA 1
Page 37

TORTOLA DIAMOND
Page 37



MARIGOT
Page 17



CRAFTSMAN
Page 18



GLENEAGLES
Page 19



TIMOR 4
Page 20



TIMOR 2
Page 20



TORTOLA TIMOR
Page 35



TORTOLA 1
Page 36



TIMOR SOLID
Page 39



JAMAICA SOLID
Page 39



ONELITE
Page 40

Choose Your...

✱ Door ✱ Colour ✱ Glass ✱ Furniture

Contemporary Door Styles



TURIN
Page 22



CASERTA
Page 22



NAPLES
Page 23



ASTI 4
Page 26



TIVOLI
Page 26



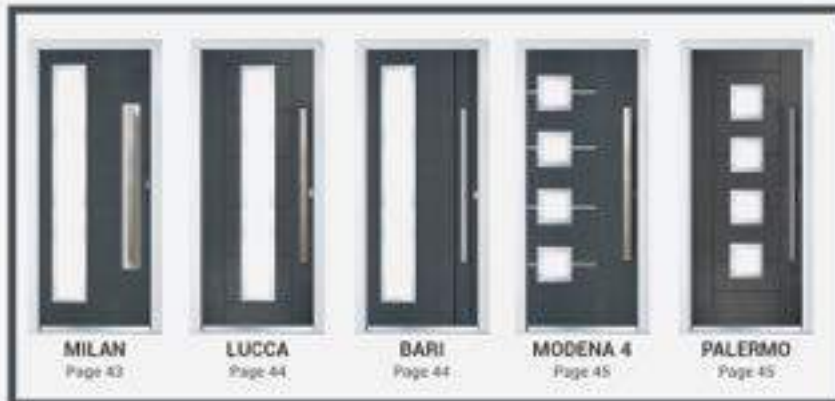
TORTOLA REFLECTION
Page 27



TORTOLA DIAMOND
Page 27



TORTOLA 3 DIAMOND
Page 27



ALU-DOORS

MILAN
Page 43

LUCCA
Page 44

BARI
Page 44

MODENA 4
Page 45

PALERMO
Page 45



TORTOLA 3
Page 28



TORTOLA 4
Page 29



TORTOLA CURVE
Page 29



TORTOLA LONGLIGHT
Page 30



MONZA
Page 31



FLORENCE
Page 32



TORTOLA 3 LONG
Page 34

Unique Frames

Frame Colours

With Standard colours in black (beck brown), Anthracite grey, Chartwell green, Golden oak, White and Rosewood, our uPVC frames create a wonderful addition to any door style traditional or contemporary.

We also provide a full range of bespoke RAL colour options meaning you can match your frame colour to your composite door or anything you can imagine. Anything is possible!



Thresholds



CILLS AVAILABLE IN 180mm, 150mm, 95mm

Our doors are available in a number of solid colours with woodgrain finishes. New modern colour shades such as Chartwell green, duck egg blue and anthracite grey are also now readily available.

Standard Colours



Premium RAL Colours

We, at Unique, believe you should make your door as distinctive to your taste as possible, giving you the right tools to show your individuality. Here are a few of our suggestions, but your imagination is the limit with an endless array of RAL colours!



Frame Colours

Due to the limitations of the print process, colour shades may vary from those shown in this brochure. Real samples are available upon request.



Care & Maintenance

A unique composite door is the best choice for longevity and security, meaning this door could last you a lifetime. However, with that longevity and lifespan your door will be exposed to the elements and will need some light care and maintenance. We'd recommend all customers to carry out a care and maintenance routine.

- * To clean the door itself, all you need is a bucket of warm soapy water and a nice, soft cloth. (Don't use anything abrasive like a brillo pad or rough sided sponge as this may scratch your finish). The warm, soapy water is all that is required to remove any grit and grime that may have built up on your door.
- * The warm, soapy water can also be used on the frame of the door. Be sure to open the door to get all around the edges of the frames and get any of that concealed dirt that may affect the closing of your door if allowed to build up.
- * Now use a fresh, soft cloth and bucket of warm, soapy water to clean any glass in your door. Dry the glass with another soft, dry cloth and apply a household glass cleaner if you feel the glass needs something a little extra.





EIGHT

SHOWN WITH A
MODERN KNOCKER
AND
SANDBLASTED NUMBER/LETTERS TOP LIGHT

DOOR: JAMAICA
COLOUR: BLACK
GLASS: NAPOLI

DOOR: JAMAICA
COLOUR: OCEAN GREEN
GLASS: DORCHESTER AMBER



DOOR: JAMAICA
COLOUR: CHARTWELL GREEN
GLASS: CLOISTER



DOOR: JAMAICA
COLOUR: STONE BLUE
GLASS: ZINC ARLYNE



DOOR: JAMAICA
COLOUR: SILVER GREY
GLASS: EDGE



Jamaica



DOOR: JAMAICA
COLOUR: SLATE GREY
GLASS: ZINC DUELLO



DOOR: JAMAICA
COLOUR: SILVER GREY
GLASS: OSSETE SANDBLAST



DOOR: JAMAICA
COLOUR: TRAFFIC RED
GLASS: ZINC VOGUE



DOOR: JAMAICA
COLOUR: GUN METAL GREY
GLASS: REFLECTIONS



DOOR: JAMAICA
COLOUR: BABY PINK
GLASS: QUANTUM



DOOR: JAMAICA
COLOUR: ELECTRIC BLUE
GLASS: DECO



DOOR: JAMAICA
COLOUR: PLUM
GLASS: ORCHIS BLACK

DOOR: MADEIRA
COLOUR: CHARTWELL GREEN
GLASS: ZINC HELIA



DOOR: MADEIRA
COLOUR: SLATE GREY
GLASS: ORBITAL



DOOR: MADEIRA
COLOUR: ELECTRIC BLUE
GLASS: WISMAR



DOOR: MADEIRA
COLOUR: PLUM
GLASS: QUANTUM



DOOR: MADEIRA
COLOUR: GOLDEN OAK
GLASS: ZINC CHARM



Madeira | Hawaii



DOOR: HAWAII
COLOUR: OCEAN GREEN
GLASS: ZINC TRISTA



DOOR: HAWAII
COLOUR: TRAFFIC RED
GLASS: ZINC VALERA



DOOR: HAWAII
COLOUR: BLACK
GLASS: AZUSA

DOOR: DOMINICA
COLOUR: GOLDEN OAK
GLASS: RIZZAR CLEAR



DOOR: DOMINICA
COLOUR: CREAM
GLASS: ORCHIS BLUE



DOOR: DOMINICA
COLOUR: PLUM
GLASS: OSSETE SANDBLAST



DOOR: DOMINICA
COLOUR: BLACK
GLASS: CLOISTER



DOOR: DOMINICA
COLOUR: OLIVE
GLASS: ICE



Dominica | Kitts



DOOR: KITTS
COLOUR: CHARTWELL GREEN
GLASS: ZINC DUELLO

DOOR: KITTS
COLOUR: GREEN
GLASS: ORCHIS GREEN



DOOR: KITTS
COLOUR: BABY PINK
GLASS: ZINC CHARM




DOOR: KITTS
COLOUR: ANTHRACITE GREY
GLASS: ZINC ART ELEGANCE



DOOR: KITTS
COLOUR: RED
GLASS: MODENA



DOOR: MARGARITA 3
COLOUR: BLACK
GLASS: ORCHIS BLACK



Margarita



DOOR: MARGARITA 1
COLOUR: ELECTRIC BLUE
GLASS: CLOISTER



DOOR: MARGARITA 3
COLOUR: CREAM
GLASS: WISMAR



DOOR: MARGARITA 3
COLOUR: CHARTWELL GREEN
GLASS: AZUSA



DOOR: MARGARITA 3
COLOUR: CHERRY
GLASS: NEW ZINC CHARM

DOOR: MARGARITA 3
COLOUR: PLUM
GLASS: RIZZAR CLEAR



DOOR: MARGARITA 3
COLOUR: STONE BLUE
GLASS: OSSETE SANDBLAST



DOOR: MARGARITA 3
COLOUR: ROSEWOOD
GLASS: VARIO BLACK



DOOR: MARGARITA 3
COLOUR: TRAFFIC RED
GLASS: ZINC DUELLO



DOOR: MARGARITA 3
COLOUR: SLATE GREY
GLASS: ZINC HELIA

DOOR: LUCIA
COLOUR: CHARTWELL GREEN
GLASS: DORCHESTER GREEN



Lucia



DOOR: LUCIA
COLOUR: PLUM
GLASS: NEW ORLEANS



DOOR: LUCIA
COLOUR: ANTHRACITE GREY
GLASS: CLOISTER

DOOR: MARIGOT
COLOUR: BLACK
GLASS: ZINC HELIA

DOOR: MARIGOT
COLOUR: PLUM
GLASS: ZINC CHARM

DOOR: MARIGOT
COLOUR: GOLDEN OAK
GLASS: ZINC DUELLO

DOOR: MARIGOT
COLOUR: SLATE GREY
GLASS: DORCHESTER AMBER



Marigot



DOOR: MARIGOT
COLOUR: ROSEWOOD
GLASS: OSSETE SANDBLAST

DOOR: CRAFTSMAN
COLOUR: CHARTWELL GREEN
GLASS: CRYSTAL FLOWERS


DOOR: CRAFTSMAN
COLOUR: ELECTRIC BLUE
GLASS: DORCHESTER AMBER

DOOR: CRAFTSMAN
COLOUR: PLUM
GLASS: ZINC ART STAR

DOOR: CRAFTSMAN
COLOUR: SLATE GREY
GLASS: REFLECTIONS



Craftsman



DOOR: CRAFTSMAN
COLOUR: BLACK
GLASS: NEW ORLEANS



DOOR: GLENEAGLES
COLOUR: TRAFFIC RED
GLASS: REFLECTIONS




DOOR: GLENEAGLES
COLOUR: SLATE GREY
GLASS: MATRIX



DOOR: GLENEAGLES
COLOUR: PLUM
GLASS: MURANO BLACK



Gleneagles



DOOR: GLENEAGLES
COLOUR: CHARTWELL GREEN
GLASS: BEAUMONT



SHOWN WITH A
DOCTOR KNOCKER

DOOR: TIMOR 4
COLOUR: BLACK
GLASS: RIZZAR BLACK

DOOR: TIMOR 2
COLOUR: ANTHRACITE GREY
GLASS: ZINC DUELLO



DOOR: TIMOR 2
COLOUR: PLUM
GLASS: ZINC ANITO



DOOR: TIMOR 2
COLOUR: CHARTWELL GREEN
GLASS: ICE



Timor



DOOR: TIMOR 4
COLOUR: ELECTRIC BLUE
GLASS: ZINC HELIA



DOOR: TIMOR 4
COLOUR: BLACK
GLASS: AZUSA

DOOR: TURIN
COLOUR: CHARTWELL GREEN
GLASS: NAPOLI



DOOR: TURIN LEFT
COLOUR: ELECTRIC BLUE
GLASS: DECO



DOOR: TURIN
COLOUR: PLUM
GLASS: QUANTUM



DOOR: TURIN
COLOUR: SLATE GREY
GLASS: ZINC ARLYNE



DOOR: CASERTA RIGHT
COLOUR: BABY PINK
GLASS: NUMERALS IN GLASS



DOOR: CASERTA RIGHT
COLOUR: ANTHRACITE GREY
GLASS: CLOISTER



DOOR: CASERTA LEFT
COLOUR: OCEAN GREEN
GLASS: ORBITAL

Turin | Caserta

Urban Glazing Casstte
(modern aluminium glazing system)

DOOR: NAPLES
COLOUR: TRAFFIC RED
GLASS: TRILINE

DOOR: NAPLES LEFT
COLOUR: OCEAN GREEN
GLASS: CLOISTER

DOOR: NAPLES
COLOUR: CHARTWELL GREEN
GLASS: SPHERE



Naples

Urban Glazing
(modern aluminium glazing system)



A staple in our contemporary door collection. With its long panel style glass and its unique colour range, the Naples is a cut above some of the more simple contemporary styles especially with its aluminium glazing cassette bringing out its modern charm.

Glass used in this door style is also available in the [Caserta](#), [Lucca](#), [Bari](#) and [Monza](#) styles.



DOOR: NAPLES
COLOUR: ROSEWOOD
GLASS: NUMERALS IN GLASS



DOOR: NAPLES RIGHT
COLOUR: PLUM
GLASS: DECO

DOOR: NAPLES RIGHT
COLOUR: ANTHRACITE GREY
GLASS: NAPOLI

Tired of having the same style numbers as the other traditional style doors? Why not use our modern looking 7inch stainless steel wall fitted numerals.



Why not choose a modern style knocker to give you a more contemporary look (see our furniture range)



Tired of seeing letterplates on your door? Why not choose one of our stainless steel wall mounted mail boxes ?



Unique Benefits

Seen a glass design that isn't in this brochure? Just speak to your installer and leave the rest to us!



Looking for the ultimate security? Why not upgrade your lock cylinder to a market leading 3* diamond plus



Choose from an unlimited selection of RAL colours, the only limitation is your own imagination! (see page 7)


DOOR: TIVOLI
COLOUR: ELECTRIC BLUE
GLASS: SPHERE

DOOR: TIVOLI
COLOUR: OCEAN GREEN
GLASS: CLOISTER

DOOR: TIVOLI LEFT
COLOUR: TRAFFIC RED
GLASS: DECO



Tivoli | Asti 4
Urban Glazing Cassette
(modern aluminium glazing system)



With its sleek 4 square design, our asti style is a unique take on a conventional style of contemporary door. Fitted with aluminium cassette this is sure to stand out in more modern properties.

Glass used in this door style is also available in the [Modena](#), [Palermo](#) and [Genoa](#) styles.



DOOR: ASTI 4
COLOUR: PLUM
GLASS: CLOISTER



DOOR: ASTI 4
COLOUR: STONE BLUE
GLASS: DECO



DOOR: ASTI 4
COLOUR: ANTHRACITE GREY
GLASS: NAPOLI

DOOR: TORTOLA DIAMOND RUSTIC
COLOUR: ELECTRIC BLUE
GLASS: BULLSEYE



SHOWN WITH
1200 BAR
HANDLE

DOOR: TORTOLA DIAMOND FLUSH
COLOUR: TRAFFIC RED
GLASS: DECO



DOOR: TORTOLA 3 DIAMOND FLUSH
COLOUR: ANTHRACITE GREY
GLASS: CLOISTER



Tortola Diamond | Reflection



DOOR: TORTOLA REFLECTION FLUSH
COLOUR: BLACK
GLASS: WISMAR



DOOR: TORTOLA REFLECTION FLUSH
COLOUR: OCEAN GREEN
GLASS: NEW ZINC CHARM



DOOR: TORTOLA REFLECTION FLUSH
COLOUR: BLUE
GLASS: AZUSA

DOOR: TORTOLA 3 RUSTIC LEFT
COLOUR: PLUM
GLASS: ZINK TASK



DOOR: TORTOLA 3 RUSTIC
COLOUR: ELECTRIC BLUE
GLASS: ORCHIS BLUE



DOOR: TORTOLA 3 RUSTIC
COLOUR: TRAFFIC RED
GLASS: CRESCENT



DOOR: TORTOLA 3 RUSTIC RIGHT
COLOUR: CHARTWELL GREEN
GLASS: ZINC CHARM



Tortola 3 Rustic



DOOR: TORTOLA 3 RUSTIC RIGHT
COLOUR: ANTHRACITE GREY
GLASS: RIZZAR BLACK



DOOR: TORTOLA CURVE FLUSH RIGHT
COLOUR: GOLDEN OAK
GLASS: VARIO BLACK

DOOR: TORTOLA CURVE FLUSH LEFT
COLOUR: PLUM
GLASS: OSSICLE

DOOR: TORTOLA CURVE FLUSH LEFT
COLOUR: CHARTWELL GREEN
GLASS: ZINC DUELLO

DOOR: TORTOLA CURVE FLUSH RIGHT
COLOUR: OLIVE
GLASS: CLOISTER



Tortola Curve | Tortola 4



DOOR: TORTOLA 4 FLUSH
COLOUR: OCEAN GREEN
GLASS: ICE



DOOR: TORTOLA 4 FLUSH LEFT
COLOUR: ANTHRACITE GREY
GLASS: NAPOLI



DOOR: TORTOLA 4 FLUSH
COLOUR: TRAFFIC RED
GLASS: ZINC TASK

DOOR: TORTOLA LONGLIGHT FLUSH RIGHT
COLOUR: ANTHRACITE GREY
GLASS: NAPOLI

DOOR: TORTOLA LONGLIGHT FLUSH LEFT
COLOUR: ELECTRIC BLUE
GLASS: CLOISTER

DOOR: TORTOLA LONGLIGHT FLUSH
COLOUR: PLUM
GLASS: NUMERALS IN GLASS

DOOR: TORTOLA LONGLIGHT FLUSH RIGHT
COLOUR: OCEAN GREEN
GLASS: SPHERE



DOOR: TORTOLA LONGLIGHT FLUSH LEFT
COLOUR: TRAFFIC RED
GLASS: HORIZON



DOOR: TORTOLA LONGLIGHT FLUSH
COLOUR: CHARTWELL GREEN
GLASS: ICE

POSITION OF CASSETTE VARIES WITH DOOR WIDTH

DOOR: MONZA LEFT
COLOUR: ELECTRIC BLUE
GLASS: ORBITAL



DOOR: MONZA
COLOUR: OCEAN GREEN
GLASS: CLOISTER



DOOR: MONZA RIGHT
COLOUR: ANTHRACITE GREY
GLASS: ICE



DOOR: MONZA
COLOUR: CHARTWELL GREEN
GLASS: DECO



Monza



DOOR: MONZA
COLOUR: SILVER GREY
GLASS: TRILINE



SHOWN WITH
DOOR NUMERALS AND LETTERPLATE

DOOR: FLORENCE
COLOUR: ELECTRIC BLUE
GLASS: TRILINE

POSITION OF CASSETTE VARIES WITH DOOR WIDTH

DOOR: FLORENCE RIGHT
COLOUR: PLUM
GLASS: SIMPLICITY ZINC

DOOR: FLORENCE LEFT
COLOUR: OCEAN GREEN
GLASS: CLOISTER

DOOR: FLORENCE
COLOUR: ELECTRIC BLUE
GLASS: TRILINE




DOOR: FLORENCE
COLOUR: ANTHRACITE GREY
GLASS: REFLECTIONS



DOOR: FLORENCE RIGHT
COLOUR: TRAFFIC RED
GLASS: HORIZON

DOOR: TORTOLA 3 LONG FLUSH
COLOUR: BLACK
GLASS: ORCHIS



Tortola 3 long



SHOWN WITH
1200 OFFSET
BAR HANDLE



SHOWN WITH
1200 BAR
HANDLE



SHOWN WITH
1200 BAR
HANDLE



SHOWN WITH
1800 BAR
HANDLE



DOOR: TORTOLA 3 LONG FLUSH
COLOUR: CHARTWELL GREEN
GLASS: ZINC DUELLO

DOOR: TORTOLA 3 LONG FLUSH
COLOUR: ELECTRIC BLUE
GLASS: AZUSA

DOOR: TORTOLA 3 LONG FLUSH
COLOUR: OCEAN GREEN
GLASS: WISMAR

DOOR: TORTOLA 3 LONG FLUSH LEFT
COLOUR: TRAFFIC RED
GLASS: ZINC CHARM

DOOR: TORTOLA TIMOR RUSTIC
COLOUR: ELECTRIC BLUE
GLASS: ZINC DUELLO



SHOWN WITH
120S OFFSET
BAR HANDLE

DOOR: TORTOLA TIMOR RUSTIC
COLOUR: BLACK
GLASS: ZINC CHARM



DOOR: TORTOLA TIMOR RUSTIC
COLOUR: TRAFFIC RED
GLASS: ORCHIS RED



DOOR: TORTOLA TIMOR RUSTIC
COLOUR: ROSEWOOD
GLASS: CLOISTER



Tortola Timor



SHOWN WITH
BEE KNOCKER
7" WALL MOUNTED NUMERALS
WALL MOUNTED MAIL BOX

DOOR: TORTOLA TIMOR RUSTIC
COLOUR: CHARTWELL GREEN
GLASS: ICE

DOOR: TORTOLA 1 RUSTIC
COLOUR: ROSEWOOD
GLASS: ZINC HELIA



Tortola 1 Rustic



DOOR: TORTOLA 1 RUSTIC
COLOUR: ANTHRACITE GREY
GLASS: AZUSA



DOOR: TORTOLA 1 RUSTIC
COLOUR: PLUM
GLASS: CLOISTER



DOOR: TORTOLA 1 RUSTIC
COLOUR: CHARTWELL GREEN
GLASS: ZINC DUELLO

DOOR: RUSTIC LUCIA STABLE
COLOUR: BLACK
GLASS: OBSCURE



Stable Doors



DOOR: RUSTIC LUCIA STABLE 4 GRID
COLOUR: ANTHRACITE GREY
GLASS: OBSCURE



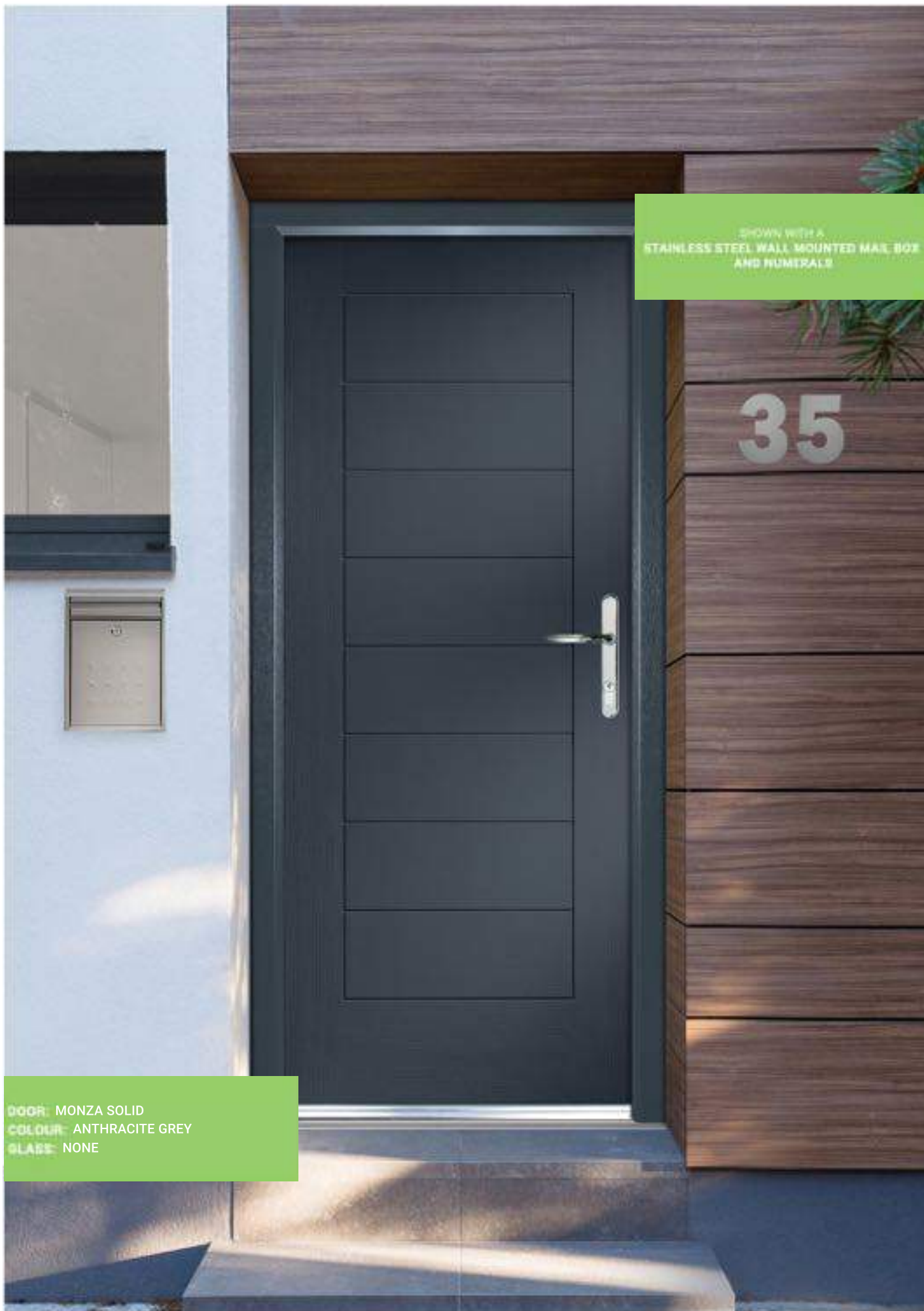
DOOR: RUSTIC TORTOLA TIMOR STABLE
COLOUR: CHARTWELL GREEN
GLASS: ZINC CHARM



DOOR: RUSTIC TORTOLA 1 STABLE
COLOUR: WHITE
GLASS: ZINC HELIA



DOOR: RUSTIC TORTOLA DIAMOND STABLE
COLOUR: STONE BLUE
GLASS: BULLSEYE



SHOWN WITH A
STAINLESS STEEL WALL MOUNTED MAIL BOX
AND NUMERALS

DOOR: MONZA SOLID
COLOUR: ANTHRACITE GREY
GLASS: NONE

DOOR: RUSTIC SOLID
COLOUR: STONE BLUE
GLASS: NONE



DOOR: GENOA SOLID
COLOUR: ANTHRACITE GREY
GLASS: NONE



Solid Doors



DOOR: JAMAICA SOLID
COLOUR: PLUM
GLASS: NONE



DOOR: TIMOR SOLID
COLOUR: ELECTRIC BLUE
GLASS: NONE

DOOR: ONELITE
COLOUR: WHITE
GLASS: BLINDS



DOOR: DOMINICA 4 GRID
COLOUR: WHITE
GLASS: OBSCURE



Rear Entrance Doors (suggestions)

BLINDS ALSO AVAILABLE



DOOR: DOMINICA
COLOUR: ANTHRACITE GREY
GLASS: OBSCURE



DOOR: TORTOLA 1 RUSTIC
COLOUR: ROSEWOOD
GLASS: OBSCURE



DOOR: GLENEAGLES
COLOUR: CHARTWELL GREEN
GLASS: OBSCURE

TIMOR SOLID

TIMOR 2

TIMOR 4

MADEIRA LEFT

MADEIRA RIGHT

LONGLIGHT

JAMAICA

HAWAII



Sidepanel Options



DOOR: GLENEAGLES WITH LONGLIGHT SIDEPANELS


COLOUR: CHARTWELL GREEN

GLASS: BEAUMONT



DOOR: MODENA
COLOUR: ANTHRACITE GREY
GLASS: CLOISTER

DOOR: MILAN
COLOUR: ANTHRACITE GREY
GLASS: CLOISTER



Milan
Alu-door

Alu-doors

Our 'Alu-door' range are glazed with a modern aluminium finish glazing cassette on a textured finish aluminium looking door slab which will give your home an ultra modern look.

Alu-doors feature a decorative groove on the external surface of the door. Some also have a hand-painted finish. Whilst alu-doors are shown in anthracite grey, the full range of RAL colours are available



DOOR: MILAN
COLOUR: ANTHRACITE GREY
GLASS: NAPOLI



DOOR: MILAN
COLOUR: ANTHRACITE GREY
GLASS: SPHERE

DOOR: LUCCA
COLOUR: ANTHRACITE GREY
GLASS: ICE



DOOR: LUCCA
COLOUR: ANTHRACITE GREY
GLASS: TRILINE



DOOR: LUCCA
COLOUR: ANTHRACITE GREY
GLASS: NAPOLI



Lucca | Bari
Alu-door

SHOWN WITH
1200 BAR
HANDLE



DOOR: BARI
COLOUR: ANTHRACITE GREY
GLASS: ORBITAL

SHOWN WITH
1200 BAR
HANDLE



DOOR: BARI
COLOUR: ANTHRACITE GREY
GLASS: DECO

SHOWN WITH
1200 BAR
HANDLE



DOOR: BARI
COLOUR: ANTHRACITE GREY
GLASS: SPHERE

DOOR: MODENA 4
 COLOUR: ANTHRACITE GREY
 GLASS: DECO



Modena | Palermo
 Alu-door



DOOR: PALERMO
 COLOUR: ANTHRACITE GREY
 GLASS: TAHOE BLACK



DOOR: PALERMO
 COLOUR: ANTHRACITE GREY
 GLASS: CRESCENT



DOOR: PALERMO
 COLOUR: ANTHRACITE GREY
 GLASS: NAPOLI

- ANTIQUE BLACK
- POLISHED CHROME
- SATIN SILVER
- WHITE
- POLISHED GOLD
- BLACK
- BRUSHED STEEL / GRAPHITE

Furniture options



SLIM URN KNOCKER



SLIM URN KNOCKER WITH SPYHOLE



STANDARD URN KNOCKER WITH SPYHOLE



STANDARD URN KNOCKER



DOOR NUMERALS



DOOR KNOB



LEVER HANDLE



LETTERPLATE



BULL RING KNOCKER



HEART DOOR KNOCKER



HONEYCOMB BEE DOOR KNOCKER



BEE DOOR KNOCKER



DOCTOR KNOCKER



MODERN KNOCKER



PAD HANDLE



SECURITY CHAIN / SPYHOLE

HANDLES AND LETTERPLATES ARE FITTED. ALL OTHER FURNITURE SUPPLIED LOOSE FOR YOUR INSTALLER TO FIT.


Bar Handles



600/800/1200/1800MM
STAINLESS STEEL T-BAR OFFSET



1200MM
STAINLESS STEEL T-BAR INLINE SQUARE



600/800/1200/1800MM
STAINLESS STEEL T-BAR INLINE



BOW HANDLE



Finishing Touches



7" STAINLESS STEEL WALL MOUNTED NUMERALS STAINLESS STEEL MAIL BOX

Security Upgrade?

Want even more security? Why not upgrade to the 3* Diamond Plus Ultion lock or similar. All Unique doors can be fitted with one. This will give you the added security some may look for.

With a molybdenum alloy core, which is 25% denser than iron, this lock has cemented itself as a leader in the industry.





0161 7244399 

buryplastics.com 

accounts@buryplastics.com 

**Unit 8 Dale Street, Ind Est,
Radcliffe, Bury, M26 1AD** 